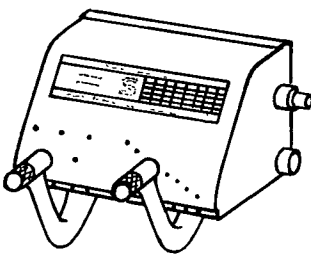



27 THREADS PER INCH

It is possible to cut 27 threads per inch on any South Bend Lathe by procuring an additional gear. Our present 9" and Light Ten Models B & C Lathes and 10"-1" Collet Lathes with wide range gear box are already equipped to cut 27 threads. For other South Bend Lathes see list below:

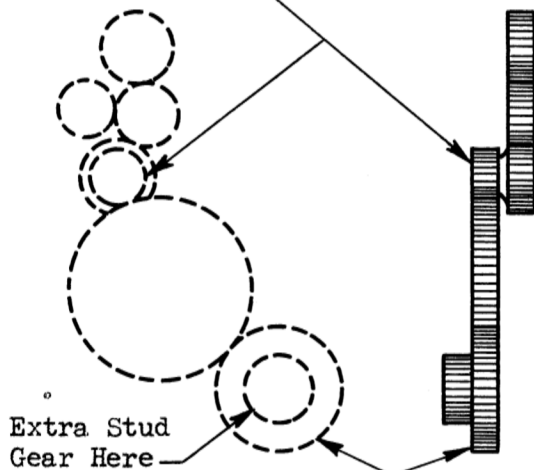
	SIZE AND TYPE OF LATHE	PART NO.	PRICE EACH
	DOUBLE TUMBLER GEAR BOXES		
	9" & Lt. 10, Model A, Double Tumbler. . .	PT32K42NK1	\$3.60
	10" (11/16 or 1" Col. Cap.) Double Tumbler	PT32K42R1	4.20
	13" Double Tumbler	PT612K32T1	8.20
	14½", 16" 16-24" & 2H Double Tumbler For Gear Box Code No. Q.C.G. 103...	PT612K32FH2	9.35
	For Gear Box Code No. D.T.G. 104...	PT612K32FH3	9.35
	SINGLE TUMBLER GEAR BOXES		
	10" (11/16 or 1" Col. Cap.) Single Tumbler	PT612K32R1	7.05
	13" Single Tumbler	PT612K24T1	7.45
	14½", 16", 16-24" & 2H Single Tumbler . .	PT612K24FH1	8.95
SEE REVERSE SIDE FOR SET-UP CHART			
Prices Net f.o.b. South Bend, Indiana. (Subject to change without notice.)			

IMPORTANT. When ordering you must specify "Gear is to be used to cut 27 threads per inch." Also state serial number of your lathe which is stamped on flat way of bed at tailstock end and gear box code number stamped on face of tumbler guide bar attached to bottom of gear box. This information enables us to doublecheck and to determine if correct gear is being ordered.

SET-UP CHART FOR
CUTTING 27 THREADS PER INCH

DOUBLE TUMBLER GEAR BOX

Stud Gear { 9" & Lt. 10 requires 20 Tooth Gear. Furnished With Lathe
10" (1" Col.) requires 20 Tooth Gear. Furnished With Lathe
13" requires 32 Tooth Special Gear, PT612K32T1
14½", 16", 16-24" & 2H requires 32 Tooth Special Gear. Use PT612K32FH2 Gear on lathes with Gear Box Code QCG103. For lathes with Gear Box Code DTG104 use PT612K32FH3 Gear

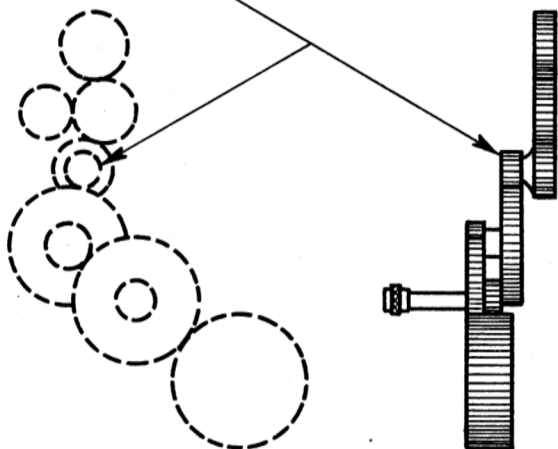


Stud Gear	Left Hand Tumbler	Threads Per Inch							
See Note Above	A								
	A								
	B								
	C		27						
	D								
	E								

Gear Box Gear { 9" & Lt. 10 requires 42 Tooth Special Gear, PT32K42NK1
10" (1" Col.) requires 42 Tooth Special Gear, PT32K42R1
13" requires 64 Tooth Gear. Furnished On Lathe
14½", 16", 16-24 and 2H requires 64 Tooth Gear. Furnished On Lathe

SINGLE TUMBLER GEAR BOX

Stud Gear { 10" Lathe requires 32 Tooth Special Gear, PT612K32R1
13" Lathe requires 24 Tooth Special Gear, PT612K24T1
14½", 16", 16-24 and 2H Lathes requires 24 Tooth Special Gear, PT612K24FH1



Sliding Gear	Top Lever	Threads Per Inch							
In	Left								
	Center								
	Right								
Out	Left		27						
	Center								
	Right								